

Resolve mdx delivers quick and accurate diagnosis and personalized antibiotic options to resolve your UTI

Monday - Friday 5:00 AM - 5:00 PM PT
P: (866) 259-5644
E: cs@mdxhealth.com
PL-BROC-0011-R03

Questions?

Resolve mdx

For Urinary Tract Infection

Sample Collection and Shipping Instructions

Specimen collection in 5 easy steps:

- 1 **Verify kit contents**
- 2 **Prep**
- 3 **Collect**
- 4 **Transfer**
- 5 **Ship**



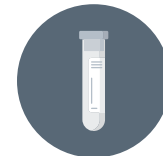
Scan here for video of collection instructions

Note:

If unable to ship on the day of collection, maintain at room temperature and ship immediately the following business day.

Sample must be received by mdxhealth within 5 days of collection.

1 Verify kit contents



Specimen Tube



Urine Collection Cup



Cleansing Towelette



Biohazard Bag



Patient Requisition Form



Specimen Tube Label



Collection Kit Box

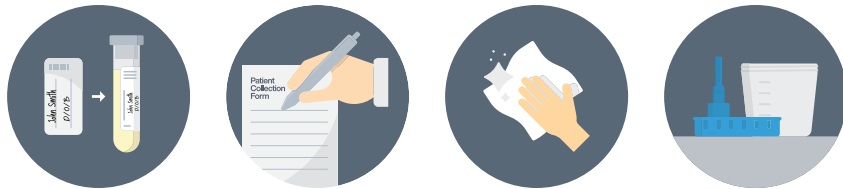


FedEx Clinical Pak/Return Label

Instructions continued on other side ↘


2 Prep

1. Confirm the **Specimen Tube** has been labeled with the correct Patient Name and Date of Birth. If not, fill out and apply a new tube label with the correct information.
2. Write the sample collection date on the **Patient Requisition Form**.
3. Wash hands and clean genital area using the **Cleansing Towelette**.
4. Remove lid from **Urine Collection Cup** and place on a flat surface (do not touch inside of lid or cup).



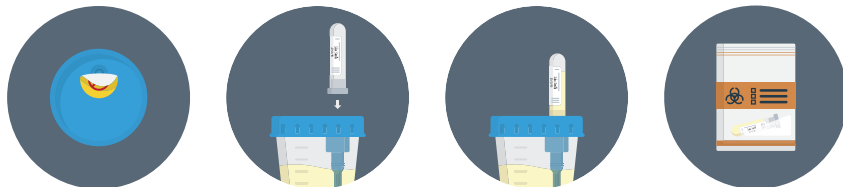
3 Collect

1. Begin urinating into toilet. Hold the **Urine Collection Cup** under the stream of urine without stopping and fill container $\frac{3}{4}$ full. Secure lid once complete.
2. Wash hands.



4 Transfer

1. Remove yellow label from the lid on the **Urine Collection Cup** to reveal the rubber-coated needle.
2. Press rubber cap end of **Specimen Tube** onto rubber-coated needle to begin vacuum transfer. Hold **Specimen Tube** in place until the transfer is complete. Urine should be above the "Min Fill" line in the **Specimen Tube***.
3. Remove **Specimen Tube** (do not remove rubber cap) and place inside **Biohazard Bag**.



*Samples below Min Fill line will be rejected.

5 Ship

1. Place the completed **Patient Collection Form** in the outside pocket of the **Biohazard Bag**. Place the **Biohazard Bag** inside the **Collection Kit Box**.
2. Insert the **Collection Kit Box** into the **FedEx Clinical Pak**.
3. Schedule a FedEx pick-up by calling **800-GO-FEDEX (800-463-3339)**.

